

Light Guide

Sacred building



HOFFMEISTER

SILL



FOSFARI
LIGHTING

info@fosfari.be

|

www.fosfari.be

|

T +(32) 15 51 85 34



Sint Katelijnekerk, Mechelen, Belgium. Luminaire: gin.o ©Amaranta Fernandez Photography

Cover photo: Sint Katelijnekerk, Mechelen, Belgium. Luminaire: gin.o, Special luminaire ©Amaranta Fernandez Photography


Durable lighting technology tools for sacred buildings: Our strengths

Sacred buildings are used for prayers, religious ceremonies, self-composure, meditation, meetings, mourning and celebration of festive days and are regarded as places of rest and reflection. The lighting must suit these different needs and requirements. Light also has a central, symbolic meaning in theology.

The SHS Lighting Group, acknowledged specialists in lighting of sacred buildings, offers efficient luminaire technology with modern LED sources.

Accurate light direction

Our expertise enables us to offer solutions that combine efficiency and accurate light placement: Hoffmeister uses light guided by lenses at different beam angles from Narrow Spot 5° to Flood 45° or Oval Flood for cultural projects.



Comprehensive accessories - One luminaire, many opportunities

The highly accurate beam angles can be modified by a holding ring and exchangeable lenses. The accessories can be installed at any time without tools.



Flexible installation solutions for listed buildings

Decades of experience in church lighting have created lighting tools that can be used without interfering with what is sometimes a listed building. This allows the use of highly modern and energy-saving LED lighting tools while reducing the cost of the electrical installation.



A 5-year SHS Lighting guarantee

SHS Lighting is committing to delivering high-quality, long-lasting luminaires. All of our products enjoy a 5-year SHS Lighting guarantee.




An expert by your side

We will accompany you throughout your project and personally advise you on the selection and installation of the luminaires to ensure the best result in the long term.




Light concepts for sacred buildings



Even base lighting
with downlights from a great height




Luminaire: complx.150 IP65



Traditional church lighting
with precise lighting technology



Luminaire: car.a 160



Luminaires designed to blend in with the architecture
allow both the light and the church space to unfold



Luminaires: gin.o, lo.nely

Integrated lighting with downlights

Many churches have a vault with ceiling bosses instead of keystones. This architectural component allows the use of recessed luminaires for basic lighting even in sacred buildings. Powerful downlights, such as the complex.200 with an output of 6000 lm / 10 000 lm also allow illumination of the nave from a height of up to 25 m.



Traditional illumination with pendant lights

Historically, pendant luminaires are a typical and popular form of church lighting. Our pendant luminaires have important advantages. With their closed cylinders, pendant luminaires ensure glare-free illumination and allow an illumination of the nave without major architectural intervention. Additional wiring is usually not required and thus a switch to energy-saving LED lighting is easy to implement. The car.a. 160 offers the option of installing a swivel spotlight at the side of the luminaire housing to emphasise the altar or sculptures.



Discreet lighting with spotlights

Lighting distributions without a pendant can be achieved by using hidden spotlights on columns. LED spotlights such as the gin.o or the lo.nely are often installed above the capitals for this purpose. The spotlights have different beam angles, so that the best version for direct or indirect lighting can be determined during the planning phase.

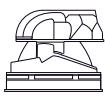


Nave



St. Mary's Church, Killarney, Ireland. Luminaires: lo.nely, gin.o. Light planner: New Era Lighting, Ireland ©New Era Lighting

Downlight



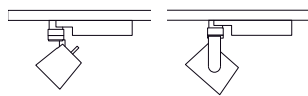
complx. IP65
100, 150, 200

Pendant light



car.a 160

Spotlight/Floodlight



gin.o

lo.nely

Track



control.x


The central nave and the two transepts require good general lighting, taking the architecture into account. The type of lighting depends on many factors.

Historically, typical lighting is done with pendant luminaires. The car.a pendant luminaire by Hoffmeister offers indirect and direct reduced, glare-free light and an installation without strong interventions in the architecture (e.g. additional cable installations).

However, if visual axes without pendant luminaires are preferred, we recommend solutions that are integrated in the architecture. The gin.o and lo.nely spotlights, for example, can be positioned and installed so as to provide direct and indirect lighting in an unobtrusive manner. Roof constructions that facilitate the integration of recessed luminaires provide a good opportunity for even illumination of the nave.



Sint-Pieter-en-Paulkark, Mechelen, Belgium. Luminaire: complx.200, lo.nely ©Jim Van Loo



Heilig Geist Convent, Wimbern, Germany. Luminaire: DL 200 ©Hoffmeister



Grabeskirche Liebfrauen, Dortmund, Germany. Luminaire: gin.o 2. Light planning: Licht Kunst Licht ©Martin Höhn

Altar and choir



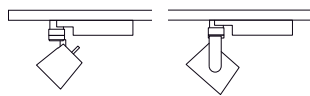
Grabeskirche Liebfrauen, Dortmund, Germany. Luminaire: gin.o 2. Light planning: Licht Kunst Licht ©Martin Höhn

Pendant light



car.a 160

Spotlight/Floodlight



gin.o

lo.nely

Track



control.x

The choir area needs different beam angles for the altar, lectern, cross, etc. The luminaire fittings are usually connected to vertically mounted tracks and placed behind the columns.

The control.x track can hold a variety of different spotlights with different, very accurate beam angles with an extensive range of accessories.


If pendant luminaires are also used in the choir to support the architecture and light concept, they can be provided with a flexible range of beam angles. If the pendant luminaires are used for basic lighting, the spotlights are only needed to emphasise the altar or the cross.



Frauenfriedenskirche, Frankfurt am Main, Germany. Luminaire: lo.nely. Light planning: Cybulska + Partner Lighting ©Michael Schönau



Heilig Geist Convent, Wimbern, Germany. Luminaire: DL 200 ©Hoffmeister



Sint-Pieter-en-Paulkark, Mechelen, Belgium. Luminaire: complx.200, lo.nely ©Jim Van Loo

SCULPTURES AND EXHIBITS

Accurate light without scattering losses for optimal focus on the sculptures

Spotlight/Floodlight

- gin.o
- lo.nely

EXTERIOR AND FAÇADE

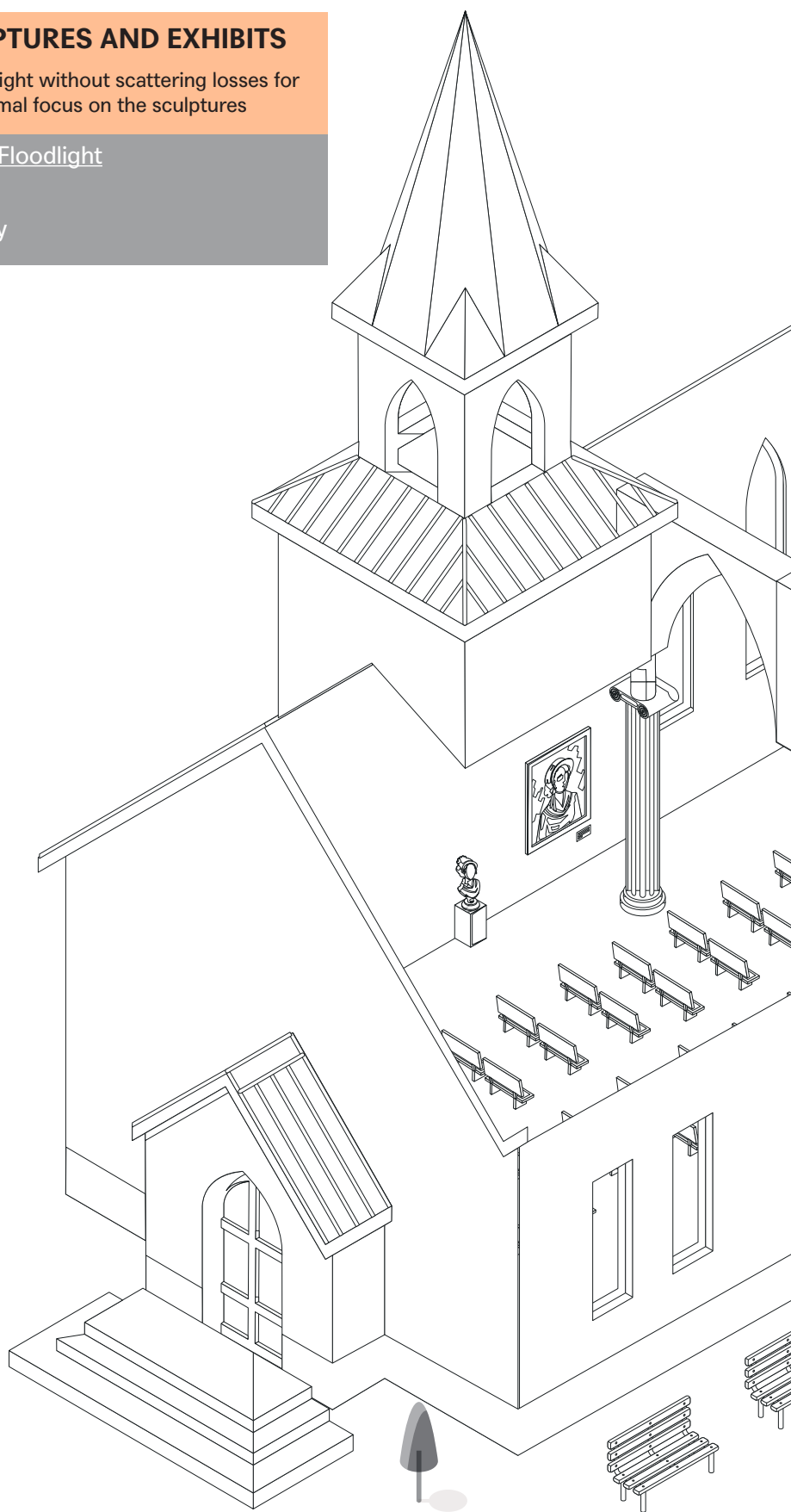
Powerful lights with accurate light distribution in robust housings with good protection

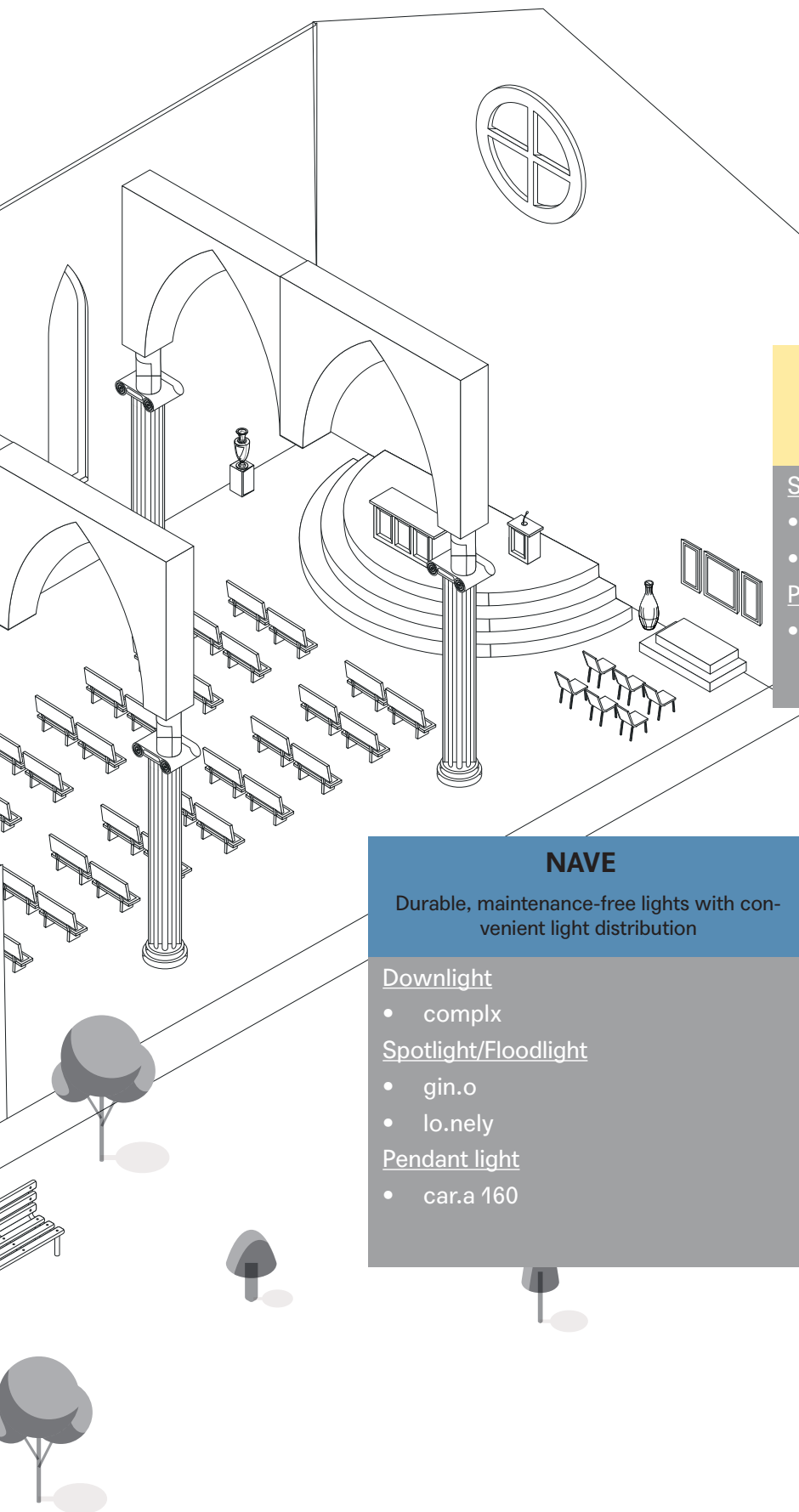
Linear system

- led.modular

Projector

- 49 series
- 14 series





ALTAR AND CHOIR

Lights for flexible installation and accurate lighting technology

Spotlight/Floodlight

- gin.o
- lo.nely

Pendant light

- car.a 160

NAVE

Durable, maintenance-free lights with convenient light distribution

Downlight

- complx

Spotlight/Floodlight

- gin.o
- lo.nely

Pendant light

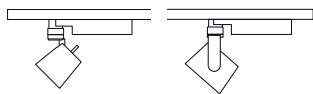
- car.a 160

■ Sculptures and exhibits



Eglise de Wünnewil Church, Wünnewil, Switzerland. Luminaire: gin.o 2. Light planning: Neuco ©Architekturfotografie Gempeler

Spotlight/Floodlight



gin.o

lo.nely

Track



control.x

Three-dimensional sculptures inside of the church or on an outside facade can be emphasised by good lighting. This requires a large range of spotlights with different beam angles.

The gin.o and lo.nely spotlights are perfect lighting tools for sculptures of different sizes. The accurate light technology achieves balanced contrasts by using a narrowly-focused keylight and a more diffuse fill light. This makes every detail visible to the observer and emphasizes the three-dimensional effect.



Diakonissen Mutterhaus Kinderheil, Bad Harzburg, Germany. Luminaire: gin.o2.
Art object: Kayser Glaskunst ©Hoffmeister




Museum Burg Zug, Zug, Switzerland. Luminaire: gin.o. Light planning: Neuco
©Architekturfotografie Gempeler



Museum Burg Zug, Zug, Switzerland. Luminaire: gin.o. Light planning: Neuco ©Architekturfotografie Gempeler

Exterior and facade




Kaiser Wilhelm Memorial Church, Berlin, Germany. Luminaire: 49. Light planning: Kardorff Ingenieure Lichtplanung GmbH ©Linus Lintner

Projector

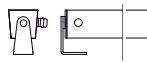


14 series



49 series

Wall light



led.modular

The lighting design of a sacred building is very demanding and requires a good knowledge of architecture. Hoffmeister and SILL offer the perfect lighting tools for demanding facade scenes. The spotlights are perfectly suited for the overall external lighting concept as is the case with the Kaiser Wilhelm Memorial Church in Berlin. The objective in this case was to arrange the lighting of the ruin so that it fits in with the other buildings. It should not outshine them, but have a softly illuminated facade that does not compete with the brilliant lights of the new buildings.

The led.modular linear facade spotlight provides partial illumination and the shading of cornices can be bypassed.



Begijnhofkerk, Sint-Truiden, Belgium. Luminaire: led.modular ©Hoffmeister



Sint. Pieterskerk, Sint Truden, Belgium. Luminaire: led.modular. Light planning: Fosfari ©Hoffmeister



Church of the Redeemer, Schalksmühle, Germany. Luminaire: SILL 49M ©Hoffmeister

Precise lighting

 control.x



 gin.o 1

 gin.o 2

 gin.o 3



 lo.nely

 lo.nely 2

 lo.nely 3

 lo.nely 4



 car.a 160



 complx.
100
IP65



 complx.
150
IP65



 complx.
200
IP65



 led.modular

- Nave
- Altar and choir
- Sculptures and exhibits
- Exterior and façade

High-performance projectors



■ 14S



■ 14M



■ 14L



■ 49S



■ 49M



■ 49L



■ 02S



■ 02M



Heilig Geist Convent, Wimbern, Deutschland. Luminaire: DL 200 ©Hoffmeister

SHS Lighting for sacred buildings

References

GERMANY

New Church	Berlin
Kaiser Wilhelm Memorial Church	Berlin
Kloster Michaelstein	Blankenburg (Harz)
Grabeskirche/ Liebfrauenkirche	Dortmund
Frauenkirche	Dresden
St. Johannes Church	Ellrich
Christuskirche Biehla	Elsterwerda
Michaeliskirche	Erfurt
Sankt Trinitatis zu Molsdorf	Erfurt
St. Bernward	Gifhorn
Herz Jesu Church	Lübeck
Magdeburg Cathedral	Magdeburg
St. Margareta Church	Münster
Stiftskirche	Neustadt an der Weinstraße
Katharinenkirche	Reutlingen
Erlöserkirche	Schalksmühle
St. Joseph Liemke	Schloß Holte-Stukenbrock
Basilica of Constantine	Trier
Stadtkirche St. Peter & Paul	Weißensee
St. Birgid Church	Wiesbaden
Heilig Geist Convent	Wimbern
Kirche St. Bernward	Wolfsburg

INTERNATIONAL

St. Catherine's Church	Mechelen, Belgium
Church of St. Peter and St. Paul	Mechelen, Belgium
Norwich Cathedral	Norwich, England
Chapelle de Mongazon	Angers, France
St. Mary's Church	Killarney, Ireland
Eglise de Wünnewil Church	Wünnewil, Switzerland
Monastery of San Juan de la Peña	Huesca, Spain
Mausoleum	Samarkand, Uzbekistan

As a family owned business, our three companies share de-cades of expertise, innovation and excellence. Our industrial expertise sets a benchmark in lighting. It defines our uniquely high standards, allowing us to guarantee the precision, per-formance, reliability and long-term robustness of all our pro-ducts, with the utmost flexibility and a particular attention to design.

We are at the same time designers, manufacturers and tech-nical advisors. When clients choose one of our products, they get more than a light fixture: they acquire our intelligen-ce and service.

Contact

hoffmeister.de
sill-lighting.com
fosfari.be



@hoffmeister.lighting
@sill.lighting
@fosfari_lighting

Subject to changes.
©SHS Lighting
04/2022.